

Survey: Creating a Transportation Plan for Ladysmith & Surrounding Communities

Report: Default Report

Survey Status		Respondent Statistics		Points Summary
Status:	Live	Total Responses:	224	No Points Questions used in this survey.
Deploy Date:	06/20/2024	Completes:	181	
Closed Date:		Partials:	43	












1. Please indicate where you live:

	Responses	Percent
Ladysmith – Old Town:	48	22.02%
Ladysmith - South Davis Area:	21	9.63%
Ladysmith – Between Symonds & Forest Field:	30	13.76%
Ladysmith - Other:	14	6.42%
CVRD Area H Diamond:	8	3.67%
CVRD Area H North Oyster:	9	4.13%
Oyster Bay:	0	0%
Stz'uminus Reserve 13:	1	0.46%
CVRD Area G Saltair:	60	27.52%
Other, please specify:	27	12.39%
What street do you live on?:	192	88.07%
Total Responded to this question:		218 97.32%
Total who skipped this question:		6 2.68%
Total:		224 100%

2.

Please indicate which neighbourhoods you would benefit from having a shuttle service to and from.

Each area is indicated on the maps below:

	Responses	Percent
Service along 4th Ave: 	63	30.73%
Up and down the hill from 1st to 6th between Symonds St. and Methuen Rd. (Zone 1): 	79	38.54%
Malone Rd and Colonia Dr. (Zone 2): 	35	17.07%
Forrest Field (Zone 3): 	39	19.02%
South Davis to Stirling Dr. (Zone 4): 	41	20%
Rocky Creek Rd, Ladysmith Marina and Transfer Beach (Zone 5): 	62	30.24%
Down Westdowne Rd. (which currently has bus service in one direction only). (Zone 6): 	22	10.73%
Diamond (Zone 7): 	25	12.2%
North Oyster: 	28	13.66%
Saltair: 	81	39.51%
Other, please specify: 	51	24%
Total Responded to this question:		205 91.52%
Total who skipped this question:		19 8.48%
Total:		224 100%






3.

How long in minutes would you be willing/able to walk or get to your nearest shuttle stop?

	Responses	Percent
Less than 2 minutes:	29	13.49%
3-5 minutes:	82	38.14%
5-10 minutes:	93	43.26%
10-15 minutes:	33	15.35%
Can only do door-to-door:	0	0%
None of the above:	3	1.4%
If none or another reason, please explain:	19	8%
Total Responded to this question:		215 95.98%
Total who skipped this question:		9 4.02%
Total:		224 100%

4.

How early and late during the weekdays would be ideal for a shuttle service?

	Responses	Percent
6am start: 	49	23.56%
7am start: 	114	54.81%
Until 8pm: 	115	55.29%
Until 11pm: 	66	31.73%
Other, please specify: 	33	15%
Total Responded to this question:	208	92.86%
Total who skipped this question:	16	7.14%
Total:	224	100%






5.

How frequent would you want the shuttle service to run during the weekdays for you to use the service?

	Responses	Percent
Every 60 minutes:	56	26.79%
Every 90 minutes:	29	13.88%
More frequent 30 minutes service during morning and evening peak times with 60 minute service mid-day:	78	37.32%
More frequent 30 minutes service during morning and evening peak times with 90 minute service mid-day:	19	9.09%
Flexible schedule on a circuit for hop-on, hop-off service:	73	34.93%
Other, please specify:	20	9%
Total Responded to this question:	209	93.3%
Total who skipped this question:	15	6.7%
Total:	224	100%

6.

How early and late on Saturdays would be ideal for a shuttle service?






	Responses	Percent
6am start: 	27	13.17%
7am start: 	119	58.05%
Until 8pm: 	81	39.51%
Until 11pm: 	97	47.32%
Other, please specify: 	30	14%
Total Responded to this question:		205 91.52%
Total who skipped this question:		19 8.48%
Total:		224 100%

7.

How frequent would you want the shuttle service to run on Saturdays for you to use the service?







	Responses	Percent
Every 60 minutes:	64	31.07%
Every 90 minutes:	42	20.39%
More frequent 30 minutes service during morning and evening peak times with 60 minute service mid-day:	42	20.39%
More frequent 30 minutes service during morning and evening peak times with 90 minute service mid-day:	16	7.77%
Flexible schedule on a circuit for hop-on, hop-off service:	64	31.07%
Other, please specify:	14	6%
Total Responded to this question:	206	91.96%
Total who skipped this question:	18	8.04%
Total:	224	100%

8.
How early and late on Sundays and holidays would be ideal for a shuttle service?





	Responses	Percent
6am start: 	14	6.9%
7am start: 	115	56.65%
Until 8pm: 	127	62.56%
Until 11pm: 	34	16.75%
Other, please specify: 	41	20%
Total Responded to this question:		203
Total who skipped this question:		21
Total:		224
		90.62%
		9.38%
		100%

9.

How frequent would you want the shuttle service to run on Sundays and holidays for you to use the service?




	Responses	Percent
Every 60 minutes: 	45	22.39%
Every 90 minutes: 	51	25.37%
More frequent 30 minutes service during morning and evening peak times with 60 minute service mid-day: 	29	14.43%
More frequent 30 minutes service during morning and evening peak times with 90 minute service mid-day: 	14	6.97%
Flexible schedule on a circuit for hop-on, hop-off service: 	67	33.33%
Other, please specify: 	21	10%
Total Responded to this question:	201	89.73%
Total who skipped this question:	23	10.27%
Total:	224	100%

10. What is the maximum amount you would be willing to pay for a one-way ride for shuttle service?

	Responses	Percent
\$2.50 or less: 	95	45.24%
\$2.50 to \$3.50: 	105	50%
Not able to pay: 	3	1.43%
Other, please specify: 	25	11%
Total Responded to this question:	210	93.75%
Total who skipped this question:	14	6.25%
Total:	224	100%

11.

Considering Option 1, are you generally comfortable with the idea of taking public transportation?

	Responses	Percent
Yes: 	180	83.33%
No: 	19	8.8%
Sometimes, please explain: 	26	12%
Total Responded to this question:	216	96.43%
Total who skipped this question:	8	3.57%
Total:	224	100%


12.

Please share the reason(s) why you may be uncomfortable with taking public transportation:

	Responses	Percent
I feel unsafe.:	8	21.05%
Taking public transportation would be a new and unknown experience for me.:	4	10.53%
I struggle to navigate it.:	7	18.42%
Health concerns (e.g., disability, mobility, others) deter me.:	9	23.68%
Cleanliness of transit vehicles.:	8	21.05%
I do not feel welcomed by other passengers or drivers.:	3	7.89%
There is stigma associated with taking public transit.:	3	7.89%
Other, please specify.:	22	57%
Total Responded to this question:		38 16.96%
Total who skipped this question:		186 83.04%
Total:		224 100%




13.

If you would like to share more about your selected response(s) above, please do so here:







	Responses	Percent
Responses: 	14	100%
Total Responded to this question:	14	6.25%
Total who skipped this question:	210	93.75%
Total:	224	100%

14.


Would you like to participate in a learning experience (i.e. orientation workshop, online tutorial, etc.) to familiarize yourself public transit?

	Responses	Percent
Yes: 	8	20%
No: 	32	80%
Please explain: 	11	27.5%
Total Responded to this question:	40	17.86%
Total who skipped this question:	184	82.14%
Total:	224	100%


15. Would you use this service, if it met your needs as you've indicated in your responses for this option?

	Responses	Percent
Yes, close to daily: 	33	15.94%
Yes, 1-3 times a week: 	47	22.71%
Yes, occasionally: 	86	41.55%
Only if I didn't have access to a vehicle: 	32	15.46%
No: 	10	4.83%
If no or other, please explain: 	18	8%
Total Responded to this question:	207	92.41%
Total who skipped this question:	17	7.59%
Total:	224	100%

16. What do you like best about this option?






	Responses	Percent
Responses: 	136	100%
Total Responded to this question:	136	60.71%
Total who skipped this question:	88	39.29%
Total:	224	100%

17. What might be the challenges for you with this option?


	Responses	Percent
Responses: 	122	100%
Total Responded to this question:	122	54.46%
Total who skipped this question:	102	45.54%
Total:	224	100%

18.


If the changes were met as suggested in Option 2, how often would you cycle/use a scooter?

	Responses	Percent
Close to daily: 	30	15.54%
1-3 times a week: 	41	21.24%
Occasionally: 	42	21.76%
Only if I didn't have access to a vehicle: 	35	18.13%
Other, please explain: 	57	29%
Total Responded to this question:	193	86.16%
Total who skipped this question:	31	13.84%
Total:	224	100%

19. What do you like best about this option?









	Responses	Percent
Responses: 	116	100%
Total Responded to this question:	116	51.79%
Total who skipped this question:	108	48.21%
Total:	224	100%

20. What might be the challenges for you with this option?

	Responses	Percent
Responses: 	114	100%
Total Responded to this question:	114	50.89%
Total who skipped this question:	110	49.11%
Total:	224	100%

21.

What time of day would you require a taxi service during the weekdays?







	Responses	Percent
Between 12am and 6am: 	9	4.71%
Available starting at 6am: 	35	18.32%
During the day until 8pm: 	37	19.37%
Until 10pm: 	22	11.52%
Until midnight: 	29	15.18%
24/7: 	40	20.94%
None of the above: 	54	28.27%
Other comments: 	26	13%
Total Responded to this question:	191	85.27%
Total who skipped this question:	33	14.73%
Total:	224	100%

22.


What time of day would you require a taxi service on the weekends?

	Responses	Percent
Between 12am and 6am:	9	4.76%
Available starting at 6am:	22	11.64%
During the day until 8pm:	27	14.29%
Until 10pm:	10	5.29%
Until midnight:	47	24.87%
24/7:	46	24.34%
None of the above:	57	30.16%
Other comments::	18	9%
Total Responded to this question:		189 84.38%
Total who skipped this question:		35 15.62%
Total:		224 100%


23. Would you use the taxi service more often, if it met your needs as indicated above?

	Responses	Percent
Yes, close to daily: 	2	1.05%
Yes, 1-3 times a week: 	15	7.85%
Yes, occasionally: 	85	44.5%
Only if I didn't have access to a vehicle: 	42	21.99%
No: 	48	25.13%
If no or other, please explain or provide more comment:: 	19	9%
Total Responded to this question:		191 85.27%
Total who skipped this question:		33 14.73%
Total:		224 100%

24. What do you like best about this option?

	Responses	Percent
Responses: 	99	100%
Total Responded to this question:	99	44.2%
Total who skipped this question:	125	55.8%
Total:	224	100%

25. What challenges do you anticipate with this option?

	Responses	Percent
Responses: 	97	100%
Total Responded to this question:	97	43.3%
Total who skipped this question:	127	56.7%
Total:	224	100%

26.

What time of day would you require a ride share service during the weekdays?

	Responses	Percent
Between 12am and 6am:	10	5.52%
During the day until 8pm:	39	21.55%
Until 10pm:	19	10.5%
Until midnight:	21	11.6%
24/7:	36	19.89%
None of the above:	65	35.91%
Other comments::	20	11%
Total Responded to this question:	181	80.8%
Total who skipped this question:	43	19.2%
Total:	224	100%

27.

What time of day would you require a ride share service on the weekends?


	Responses	Percent
Between 12am and 6am:	8	4.47%
During the day until 8pm:	31	17.32%
Until 10pm:	16	8.94%
Until midnight:	27	15.08%
24/7:	41	22.91%
None of the above:	64	35.75%
Other comments::	13	7%
Total Responded to this question:		179 79.91%
Total who skipped this question:		45 20.09%
Total:		224 100%

28.


Would you use a ride share service, if one was available?

	Responses	Percent
Yes, close to daily:	5	2.73%
Yes, 1-3 times a week:	20	10.93%
Yes, occasionally:	75	40.98%
Only if there were no other options:	33	18.03%
No:	50	27.32%
If no or other, please explain or provide more comment::	16	8%
Total Responded to this question:		183 81.7%
Total who skipped this question:		41 18.3%
Total:		224 100%

29. What do you like best about this option?




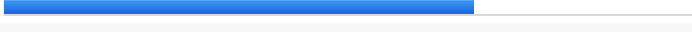
	Responses	Percent
Responses: 	80	100%
Total Responded to this question:	80	35.71%
Total who skipped this question:	144	64.29%
Total:	224	100%

30. What challenges do you anticipate with this option?

	Responses	Percent
Responses: 	80	100%
Total Responded to this question:	80	35.71%
Total who skipped this question:	144	64.29%
Total:	224	100%




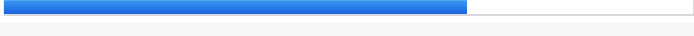
31.

Of each of the 4 options, please rate in order of how likely you would use each option based on your needs today (1 being the most likely, 4 being the least):

	Ranking Average
Option 1: Neighbourhood Shuttle Service: 	1.84
Option 2: Cycling: 	2.77
Option 3: Taxi Service: 	2.7
Option 4: Ride Share: 	2.69
Total:	10
Total Responded to this question:	176
Total who skipped this question:	48
Total:	224




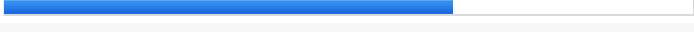
32.

Of each of the 4 options, please rate in order of how likely you would use each option based on your needs, looking into the future in the next 5 years (1 being the most likely, 4 being the least):

	Ranking Average
Option 1: Neighbourhood Shuttle Service: 	1.81
Option 2: Cycling: 	2.78
Option 3: Taxi Service: 	2.74
Option 4: Ride Share: 	2.67
Total:	10
Total Responded to this question:	172
Total who skipped this question:	52
Total:	224

33.






Of each of the 4 options, please rate in order of how likely you would use each option based on your needs, looking into the future in the next 5-10 years (1 being the most likely, 4 being the least):

	Ranking Average
Option 1: Neighbourhood Shuttle Service: 	1.73
Option 2: Cycling: 	2.95
Option 3: Taxi Service: 	2.73
Option 4: Ride Share: 	2.59
Total:	10
Total Responded to this question:	170
Total who skipped this question:	54
Total:	224

34. What is your age?


	Responses	Percent
12 years or younger: <input type="text"/>	0	0%
13 – 18 years old: <input type="text"/>	4	2.38%
19 – 29 years old: <input type="text"/>	9	5.36%
30 – 39 years old: <input type="text"/>	21	12.5%
40 – 49 years old: <input type="text"/>	21	12.5%
50 – 59 years old: <input type="text"/>	38	22.62%
60 – 69 years old: <input type="text"/>	68	40.48%
I prefer not to say: <input type="text"/>	7	4.17%
Total Responded to this question:		168 75%
Total who skipped this question:		56 25%
Total:		224 100%

35. What is your approximate household income?




		Responses	Percent
\$0 - \$25,000:		12	7.45%
\$25,001 - \$40,000:		12	7.45%
\$40,001 - \$55,000:		13	8.07%
\$55,001 or greater:		75	46.58%
I prefer not to say:		49	30.43%
Total Responded to this question:		161	71.88%
Total who skipped this question:		63	28.12%
Total:		224	100%

36.

Do you have anything else you would like to add?

	Responses	Percent
Responses: 	77	100%
Total Responded to this question:	77	34.38%
Total who skipped this question:	147	65.62%
Total:	224	100%

37. If you would like to enter to win a \$50 grocery gift card and/or receive the results of this survey and updates on this project, please include your preferred contact information below.
Your information will not be shared - Thank you!

	Responses	Percent
Name: 	97	97.98%
Email: 	99	100%
Phone: 	84	84.85%
Total Responded to this question:	99	44.2%
Total who skipped this question:	125	55.8%
Total:	224	100%